



QUICK CABLE™ Service

Finishing Options & Features

Miraco Inc. is dedicated to developing innovative high-density interconnect solutions for the flexible printed circuit (FPC) and laminated flat flexible cable (FFC) industries. Miraco solutions not only offer a complete line of standard interconnect products and customized connectors, but also the revolutionary Quick Laser and Quick Cable circuit and cable finishing services. Miraco continues to maintain an aggressive research and development program focused on developing new products and processes to meet tomorrow's electronic packaging challenges.

Miraco Inc.
102 Maple Street
Manchester, NH 03103

phone 603.665.9449
fax 603.665.9459
e-mail info@miracoinc.com

www.miracoinc.com

Copyright ©2006 Miraco Inc. All rights reserved. Miraco, the Miraco logo, and Quick Cable are either registered trademarks or trademarks of Miraco Inc. All other names and marks are the property of their respective owner. The information in this datasheet is subject to change without notice. Visit our web site at www.miracoinc.com for more information on Miraco products and services.

Nomenclature from bar codes to part numbers to anything else you may want printed on a cable.

- Print in all languages and most colors
- Anything from company logo, pin lines, and more
- Cost-effective for low to high volumes

Punching & Notching is accomplished with Class A adjustable male/female dies.

- Ensured accurate & precise finished parts
- Connector alignment & retention notches
- Cable notching for connectors with different pin counts



Low Pressure Over-Molding is the ideal way to encapsulate and protect electronic components.

- Cost-effective protection
- Low temp, low pressure
- Stronger strain relief

Shielding & Grounding utilizing our proprietary techniques can inexpensively solve electrical problems.

- Low-cost solution to EMI/RFI, controlled impedance and capacitance
- Low Temp Low Pressure
- Stronger strain relief

ISO 9001:2008 CERTIFIED



QUICK CABLE™ Flex Cable Services

Datasheet & Overview

Service Overview



QUICK CABLE™ is a revolutionary service offered by Miraco, Inc. We design, source and finish, flat flexible interconnection systems. We do not manufacture the base cable giving us a wide range of advantages that we pass on to you.

We have excelled at this unique FFC solution approach because we are committed to becoming an active member of your engineering and manufacturing team focused on delivering a quality service, on time, while achieving your stated technical and cost goals. Utilizing an unbiased Flat Flexible Cable (FFC) Manufacturing Network, which is maintained by a certified supplier tracking database that evaluates the Capabilities, Quality, and Delivery of each vendor both foreign and domestic, and our state of the art laser systems and proprietary production techniques, we provide you with low cost, quick-turn, standard and custom FFC at any volume.

Benefits

Why buy through Miraco?

Our committed engineering professionals provide:

- Over 100 years of combined experience with FFC
- Knowledge derived from 30+ patents in the field of flexible interconnects and connector technology
- A wide range of engineering support from design to complete testing

Our specialized and dedicated FFC procurement professionals get you the best price and quality because they know:

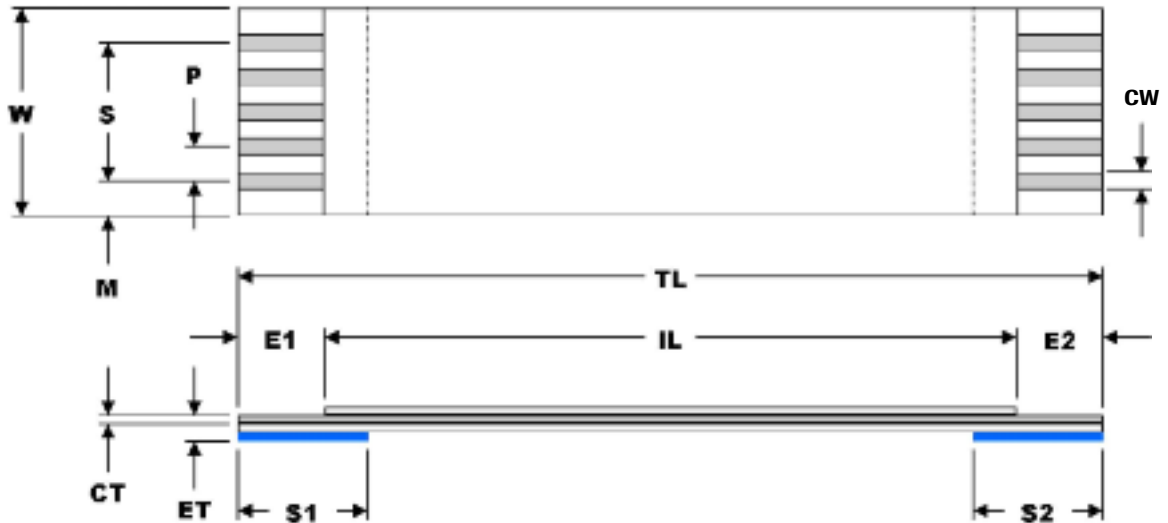
- Which FFC suppliers manufacturing abilities best fit your application requirements
- Who has the best pricing and delivery for each volume level
- How to leverage our buying power of millions of FFCs a year, when you may only be buying by the thousands
- When we can occasionally offer special low price deals by combining your orders with similar ones

Our manufacturing capabilities increase your design options with:

- Laser grounding down to 0.5 mm pitch FFC
- Multiple shielding options, from spray to foil
- Overmolding provides better results than traditional methods

FLEX CABLE DIMENSIONS & TOLERANCES










Specifications



ITEM	SERIES	DIMENSIONS & TOLERANCES (mm)				
		0.50	1.00	1.25	1.27	2.54
PITCH (P)		0.50±0.05	1.00±0.10	1.25±0.10	1.27±0.10	2.54±0.20
MARGIN (M)		0.50±0.08	1.00±0.10	1.25±0.10	1.27±0.10	2.54±0.20
POSITIONS (P)		4 ~ 99	4 ~ 196	3 ~ 79	3 ~ 77	2 ~ 38
WIDTH (W)		0.50(N+1)±0.08	1.00(N+1)±0.10	1.25(N+1)±0.10	1.27(N+1)±0.10	2.54(N+1)±0.20
SPAN (S)		0.50(N-1)±0.08	1.00(N-1)±0.10	1.25(N-1)±0.10	1.27(N-1)±0.10	2.54(N-1)±0.20
CONDUCTOR WIDTH (CW) X THICKNESS (CT)	SF	0.30X0.10	0.65X0.10	0.80X0.10	0.65X0.10	1.27X0.10
	EF	0.30X0.05	0.65X0.05	0.80X0.05	0.65X0.5	1.27X0.076
	UF	0.30X0.035	0.65X0.035	0.80X0.035	0.65X0.035	1.27X0.05
INSULATED THICKNESS (IT)	SF	(0.20 ~ 0.30)±0.03				
	EF	(0.15 ~ 0.20)±0.03				
	UF	(0.11 ~ 0.15)±0.03				
EXPOSURE (E1)		(2.0 ~ 6.0)±1.0				
STIFFENER (S1)		(4.0 ~ 20.0)±2.0				
EXPOSURE (E2)		(2.0 ~ 6.0)±1.0				
STIFFENER (S2)		(4.0 ~ 20.0)±2.0				
INSULATION LENGTH (IL) ⁵		(20 ~ 100)±3				
		(101 ~ 300)±5				
		(301 ~ 600)±8				
TOTAL LENGTH (TL)		E1+E2+IL				
EXPOSURE THICKNESS (ET)		0.30±0.05				

- Graphic descriptions of flexible cable are for reference only and may not be indicative of the finished product.
- Side views of flexible cable are cross-sectional and are intended for reference only and may not be indicative of the finished product.
- Tin is standard plating on all flexible cable, however RoHS compliant and gold plating is available.
- All dimensions and tolerances are shown in millimeters.
- Flexible cable lengths over 600mm have a finished length of +/-10 or greater.

ORDER CODE	:	EF	-	0.50	-	31	-	254	-	A	-	4	/	6	/	4	/	6	/	X
SERIES																				
PITCH (P)																				
POSITIONS (N)																				
TOTAL LENGTH (TL)																				
STYLE																				
EXPOSURE (E1)																				
STIFFENER (S1)																				
EXPOSURE (E2)																				
STIFFENER (S2)																				
<p>FINISHING OPTIONS (X): Finishing option details to be defined in RFQ, Quote, PO, or Order Acknowledgment and preferably be accompanied by a drawing or sketch. If no finishing options are required, leave this field blank.</p>																				

FLEX CABLE STYLES			
A		B	
C		D	
E		F	
G		H	
I		J	